
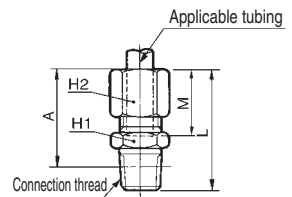


Series H/DL/L/LL

Male Connector: H




Applicable tubing O.D. (mm)	Connection threads R	Model	H1 (width across flats)	H2 (width across flats)	L	M	A*	Effective area (mm ²)	Weight (g)
4	1/8	H04-01	10	10	25.1	15	21.1	4	10
	1/4	H04-02	14		29.1		23.1		17
6	1/8	H06-01	10	12	25.1	16	21.1	11	12
	1/4	H06-02	14		29.1		23.1		19
	3/8	H06-03	17		31.1		24.8		31
8	1/8	H08-01	12	14	25.1	16	21.1	20	16
	1/4	H08-02	14		29.1		23.1		21
	3/8	H08-03	17		31.1		24.8		30
10	1/4	H10-02	14	17	29.1	17	23.1	34	28
	3/8	H10-03	17		31.1		24.8		37
	1/2	H10-04	22		34.1		25.9		53
12	1/4	H12-02	17	19	30.1	17	24.1	51	30
	3/8	H12-03	17		31.1		24.8		39
	1/2	H12-04	22		34.1		25.9		59

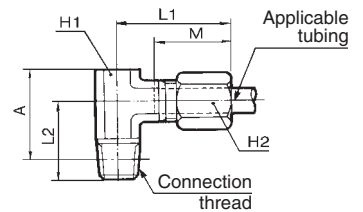


* Reference dimensions after R thread installation.

Male Elbow: DL




Applicable tubing O.D. (mm)	Connection threads R	Model	H1 (width across flats)	H2 (width across flats)	L1	L2	M	A*	Effective area (mm ²)	Weight (g)
4	1/8	DL04-01	10	10	23.5	17	15	19.6	3.5	23
	1/4	DL04-02				19				30
6	1/8	DL06-01	10	12	23.5	17	16	19.6	9	25
	1/4	DL06-02				19				31
	3/8	DL06-03				14				26.5
8	1/8	DL08-01	12	14	24.5	18	16	21.6	19	32
	1/4	DL08-02				21				38
	3/8	DL08-03				14				26.5
10	1/4	DL10-02	14	17	26.5	23	17	25.8	31	51
	3/8	DL10-03				22				57
	1/2	DL10-04				17				28.5
12	1/4	DL12-02	17	19	28.5	25	17	29.6	43	76
	3/8	DL12-03				26				85
	1/2	DL12-04				27				29.4

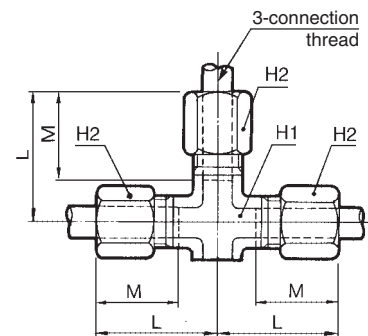


* Reference dimensions after R thread installation.


Union Tee: DT



Applicable tubing O.D. (mm)	Model	H1 (width across flats)	H2 (width across flats)	L	M	Effective area (mm ²)	Weight (g)
4	DT04-00	10	10	23.5	15	5.7	32
6	DT06-00	10	12	23.5	16	14	36
8	DT08-00	12	14	24.5	16	25	47
10	DT10-00	14	17	26.5	17	49	70
12	DT12-00	17	19	28.5	17	55	70



Female Connector: DHF



Applicable tubing O.D. (mm)	Connection threads Rc	Model	H1 (width across flats)	H2 (width across flats)	L1	L2	M	Effective area (mm ²)	Weight (g)
4	1/4	DHF04-02	17	10	30.3	16	15	4	27
	1/4	DHF06-02	17	10	30.8	16.5	16	11	28
6	3/8	DHF06-03	19	12	32.8	18.5	16	11	31
	1/4	DHF08-02	17	14	29.8	15.5	16	20	30
10	1/4	DHF10-02	17	17	30.8	16.5	17	34	37
12	1/4	DHF12-02	17	19	30.8	16.5	17	51	40

